



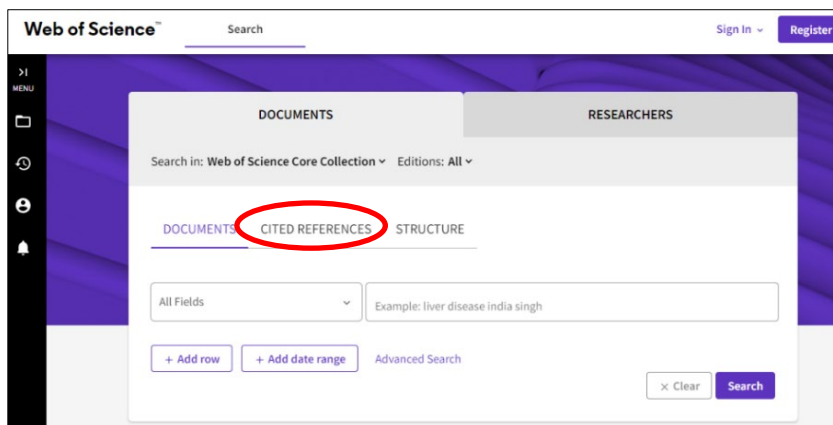
Web of Science

for cited reference searching

Access Web of Science

1. Go to [Ruth Lilly Medical Library Databases](https://iupui.libguides.com/az.php?s=83627).
(<https://iupui.libguides.com/az.php?s=83627>)
2. Scroll down to click on **Web of Science** or click “**W**” on the alphabet bar.
3. NOTE: You may need to enter your IU username, passphrase and DUO.

Basic Cited References Search in Web of Science



1. Click on **CITED REFERENCES**.

DOCUMENTS **CITED REFERENCES** STRUCTURE

Cited Title Example: bio diesel fuel*
Understanding the Experiences of Black Women Medical Students and Res X

And Cited Year(s) Example: 2013-2014
2022 X

And Cited Year(s) Example: 2013-2014

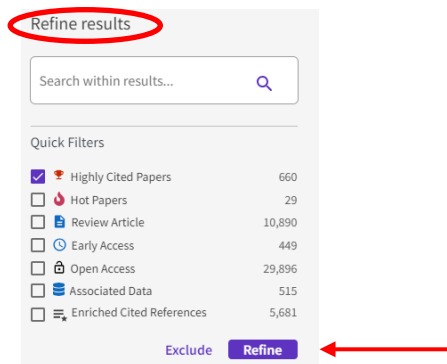
+ Add row + Add date range

X Clear **Search**

2. Type information for the citation, remembering to change the drop-down field when appropriate. Click on Search button.
3. Click on the citation for which you would like to see the cited references. Click on **See Results** button.
4. A list of articles found in the Web of Science databases that cite the original reference will be displayed.
5. Click on **Analyze Results** button and/or **Citation Report** button to learn more about cited references.

Fine-tune your cited reference search

1. Click on the **Related records** link of a cited reference.
NOTE: Related records share references in common.
'Relatedness' is defined by shared citation patterns.
<https://clarivate.libguides.com/librarianresources/coverage>
2. Narrow the search using any of the options provided under **Refine results** on the left-hand side of the screen.
3. Click each filter you want to use and click either **Exclude** or **Refine**.

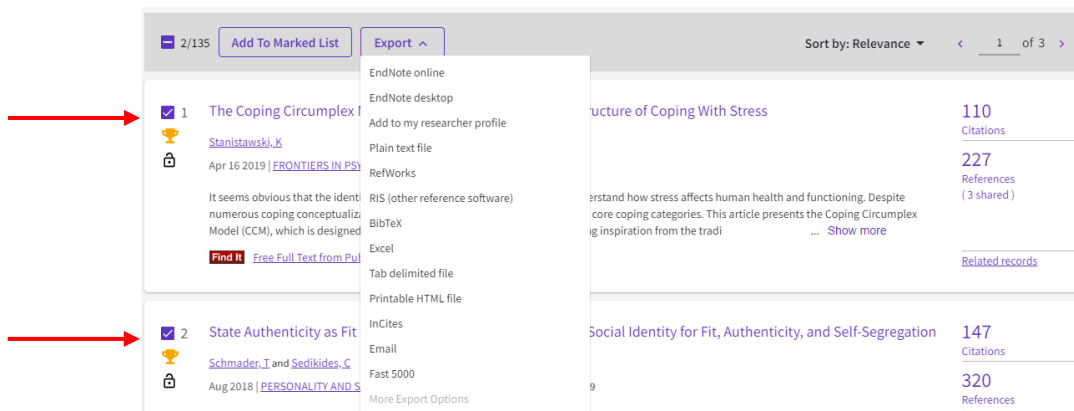


Find Full Text of an article

1. Use the Find It Button **Find It** to check if full text is available.
2. If no full text is available, click on [Ruth Lilly Medical Library Content Management & Delivery](#). (You may need to log into the service with your IU username and passphrase.)

Export, Print, and Save Web of Science references

1. Click on the check box next to each article citation to export, print, and/or save.



2. Click on the Export button to see options for exporting, printing, or saving the chosen references.

Assistance

Please feel free to [email us](mailto:medlref@iupui.edu) (medlref@iupui.edu) or call 317-274-7182.

